



TBJ Backdraft Workstations

TBJ
INCORPORATED



TBJ Backdraft Workstations: Custom Solutions for Research Labs

TBJ backdraft workstations are multi-use, ventilated units for gross examination and sectioning of specimens, animal necropsies, surgeries, perfusions, dissections, and chemical handling. The tables use a negative air source to pull air, odors, vapors and aerosols back away from the faces of users. The backdraft design helps keep chemicals such as formalin, alcohol and xylene under control and below permissible OSHA exposure limits, making for a healthier, safer work environment.

With TBJ, Advanced Design and Solid Construction are Standard.

- Factory air tested and balanced for proper airflow.
- Durable type 316 stainless steel construction with a #4 finish.
- Heliarc welded construction.
- All exposed welds ground and polished.
- Factory-wired and pre-piped for single-point connection to utilities.
- Removable access panels to allow easy installation and maintenance of electrical and plumbing components.
- Sturdy, heavy-gauge tubular base.
- Manual airflow control damper.

In addition to the standard design features, a wide variety of optional features can be added to each table, including sinks, cup sinks, faucets, heavy-duty disposers, drawers, base cabinets, and height adjustment controls.

Work Surface Design: Customized for the Way You Work.


TBJ has a range of custom work surfaces to choose from. Tables can be fitted with removable panels to allow fluids to drop below to a sloped drainage area, or a flat stainless steel work surface with or without a marine edge. Tables can be equipped with or without sinks or faucets.

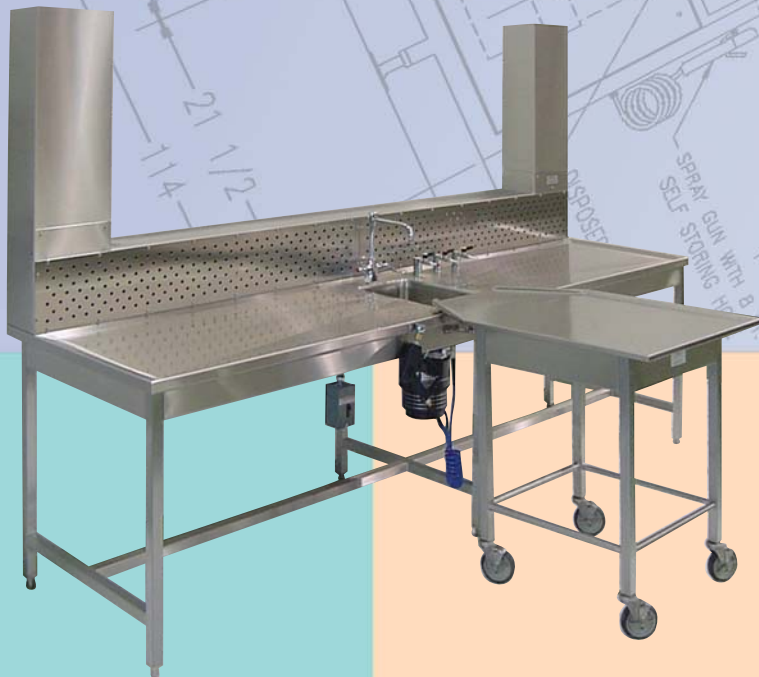


Ducting Options to Meet Your Needs.


TBJ backdraft tables can easily be installed in both existing and new facilities because of our ability to accommodate the duct connection point and other utility requirements of your facility. Connections can be made up through the ceiling, back through a wall or down through the floor.

Work Surface Height: Fixed or Adjustable. It's Your Choice.

TBJ backdraft tables come standard with a fixed work surface height or with an optional height adjustment package. The standard fixed height is 36", but can be easily customized to a different level. Height adjustment packages can provide a travel range from 6" to a maximum of 14", letting you work in either a seated or standing position. Height adjustment also lets workers choose a height that is comfortable. A flexible exhaust bellows is included for connection to the building exhaust duct.







Backdraft Workstation Designs

■ TBJ Backdraft Work Bench Series*

TBJ's Backdraft Work Bench Series backdraft tables incorporate a simple, economical design that provides an efficient and effective ventilated work area for a wide variety of applications and procedures. The standard design incorporates a stainless steel work surface with a full-length backdraft plenum with exhaust duct connection(s), perforated exhaust panel(s) and a sturdy, heavy-duty tubular base with adjustable leveling feet. Optional features include sinks, faucets, push-button height adjustment, gas outlets, drawers, cabinets, shelving, casters and wall-mounting to name a few.

■ Semi-Enclosed Backdraft Tables*

TBJ's Semi-Enclosed backdraft tables provide a "hooded" style of ventilated work area that incorporates a hinged or sliding window or sash that provides the user with the flexibility of working with the viewing window in a closed position to provide additional protection from aerosols and vapors or working in a more open environment with the viewing window in an open position. All semi-enclosed workstations are ergonomically designed and include internal lighting to illuminate the work area.

■ Single and Dual User Necropsy/Histology Workstations*

TBJ's Single and Dual User Necropsy/Histology Workstations are loaded with standard features and can be equipped with a wide range of optional features so that you can design a workstation to handle the most difficult procedures. Standard features include sink and faucet, fluorescent lighting, magnetic tool bar, shelving, paper towel holder, table rinse bar, spray gun and footrest. Dual-user units combine the features of one single user station into one table to accommodate two users simultaneously.

■ Downdraft/Backdraft Workstations*

TBJ's combination downdraft/backdraft workstations combine both downdraft and backdraft ventilation to pull air, odors, vapors and aerosols both down and away and back and away from the face of personnel when connected to a negative air source. The airflow will automatically self-balance itself as the open area of the downdraft work surface becomes covered from miscellaneous items such as instruments and accessories. The backdraft velocity automatically increases to the changes in the downdraft open area. These tables are available with the same wide variety of features as all other backdraft styles.

* Consult options brochure for full line of optional features that can be added to the base models.

TBJ
INCORPORATED



All styles of TBJ Backdraft Workstations are available in a wide range of standard lengths and widths.

Contact TBJ directly for detailed specifications and drawings that include information on dimensions, airflow requirements, utility requirements, and utility connection locations. TBJ can also quickly provide this same information for your custom requirements as well.



Backdraft Workstation Designs

- TBJ Backdraft Work Bench Series*
- Semi-Enclosed Backdraft Tables*
- Single and Dual User Necropsy/Histology Workstations*
- Downdraft/Backdraft Workstations*

** Consult options brochure for full line of optional features that can be added to the base models.*



TBJ
INCORPORATED



TBJ Custom Products:

Laboratory Workstations

Downdraft Workstations
Backdraft Workstations
Downdraft/Backdraft Combination
Non-Vented Workstations
Semi-Enclosed Workstations
Hydraulic Workstations

Specialty Casework

Custom Stainless Steel Fabrications
Cabinets
Casework
Shelving
Storage Carts
Stainless Steel Sinks

Animal Care Equipment

Scrapping Stations
Dispensing Stations
Bottle Filling
Prep Tables
Transportation Carts/Cages
Surgery Tables

Options and Accessories

Over 40 standard options
to choose from

TBJ
INCORPORATED

1671 Orchard Drive
Chambersburg, PA 17201
Phone: (717) 261-9700
Fax: (717) 261-1730
www.tbjinc.com
e-mail: tbj@innernet.net